


Lijnen

(Lines)

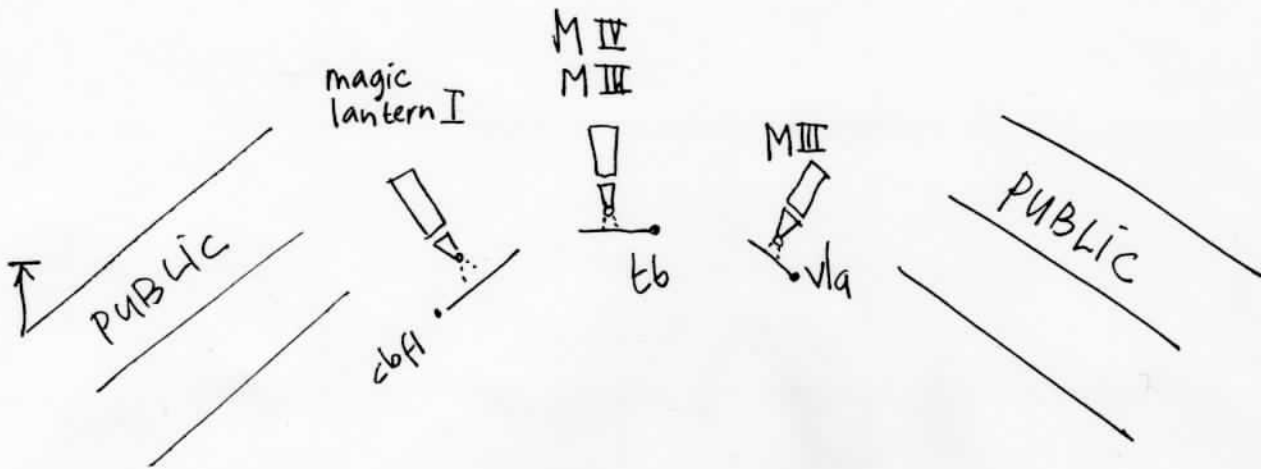
music **Cecilia Arditto**
visuals **Ida Lohman**

for
trombone, viola, contrabass flute
four magic lanterns with cardboard-slides



example of a slide

stageplan Lijnen



projection distance
ca. 6 mtr



Lijnen (Lines) en *Zand (Sand)* are two works of collaboration between Cecilia Arditto, composer, and Ida Lohman, visual artist.

A unique aspect of these works is the use of magic lanterns, huge slide projectors for live-animation with high quality visuals.

Lijnen (Lines)

Compositions - Cecilia Arditto

Visuals - Ida Lohman

The work *Lijnen* is for 3 musical instruments and 4 magic lanterns.

The 3 musicians perform both their instruments as well the projectors at the same time. Thus the images and the sound are exactly synchronized.

duration ca.5 mins.

See DVD '*Musiscoop*'

The contrabass flute can be replaced by a bass clarinet and the viola by a violin.

Technical instruction for *Lijnen*

The musicians are placed close to the magic lanterns, see stageplan.

viola - magic lantern I

contrabass flute - magic lantern II

trombone - magic lantern III and IV

The magic lanterns are 'on' during the whole piece.

magic lantern I, II and III

Each musician manipulates one magic lantern in two different ways:

1. manipulating on-off

The aim is to block or unblock the light coming from the lens. The image can pass to the screen (ON) or is stopped (OFF).

On each tone, the musician switches position.

So three tones make the image on-off-on.

The blocking is done

- violist and contrabass flutist move their legs
- trombonist uses a cardboard fixed on the trombone

2. manipulating the image

Each cardboard-slide (example: see front page) has two images. The cardboard is slided in the magic lantern by hand. Moments to change the slide are written in the score. At the moment of changing the lens is blocked.

magic lantern IV for bar 16 and bar 27


Without playing trombone the trombonist manipulates the slide in magic lantern IV by hand. The image is a 'passing line', visible on the screen.

For better results we suggest to play the piece from memory.


Lijnen

scheme of cardboard slides for magic lantern


viola
magic lantern I




contrabass flute
magic lantern II



trombone
magic lantern III



ON
SCREEN



trombone
magic lantern IV



